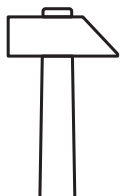
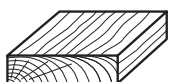


Model 510

XI / 10



± 120 x 120 x 30 mm



13



13



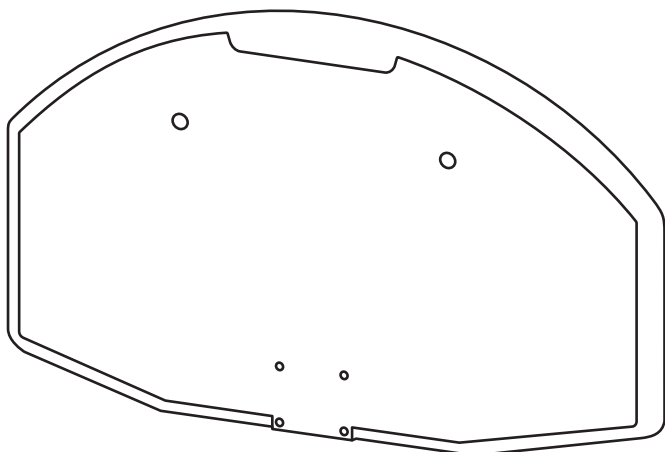
sand
sable
sabbia
piasek
песок

190 kg



110 l

1



2b




2a

2

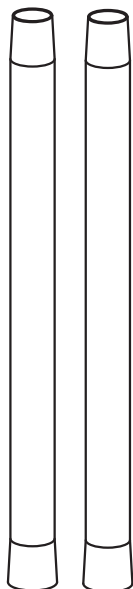


3

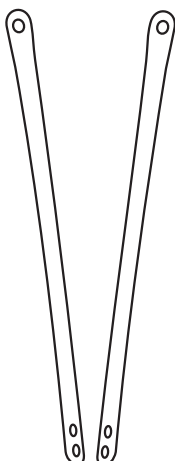


4b

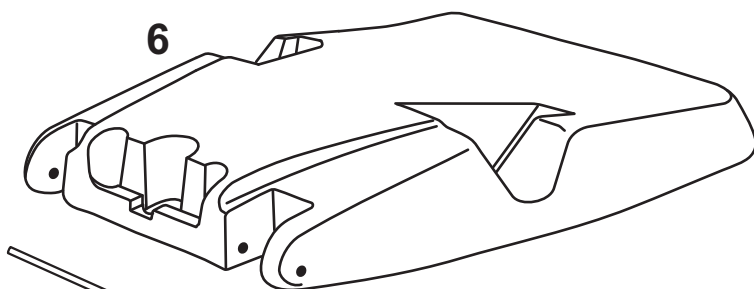
4a



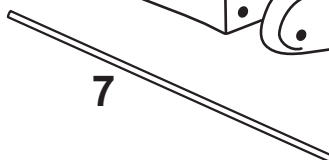
5



6



7



8

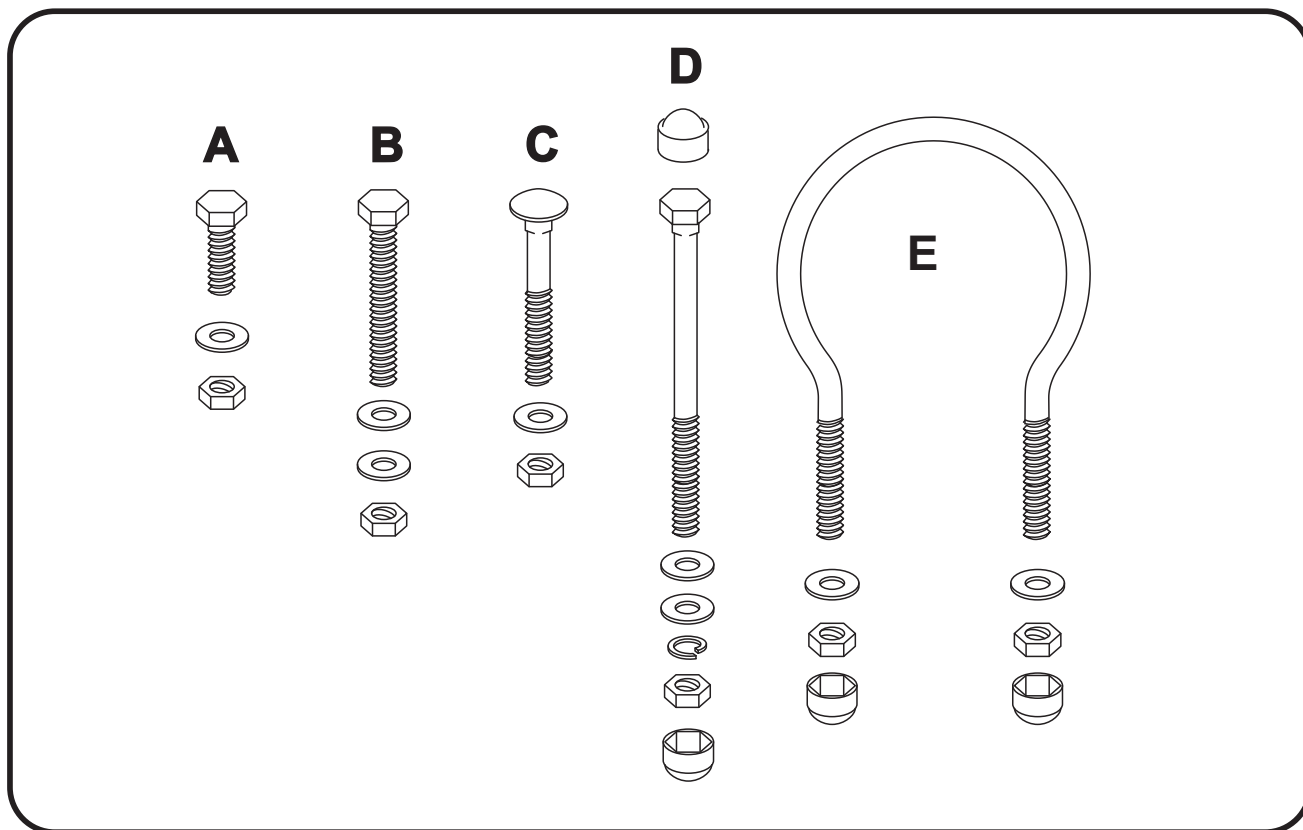


9



10





Wykaz części / Parts check list

Nr/No.	Opis / Name	Szt./ Quantity
1	Tablica model 118 / Backboard Model 118	1
2	Blacha tablicy / Bracket plate	1
2a	Wspornik tablicy / Backboard's support tube	2
2b	Uchwyt do tablicy / Barcket	2
3	Obręcz z siatką / Goal and net	1
4a	Rura słupa / Round pole	1
4b	Rura słupa / Round pole	2
5	Podpory słupa / Pole's support tubes	2
6	Pojemnik balastowy / Ballast base	1
7	Przetyk / Axle	1
8	Kółka / Wheels	2
9	Hak kotwiący / Ground anchor	1
10	Zaślepka słupa / Pole cap	1
A	Śruba M8x20 / M8x20 Bolt	6
B	Śruba M8x50 / M8x50 Bolt	4
C	Śruba zamkowa M8x40 / M8x40 Carriage Bolt	2
D	Śruba M8x115 / M8x115 Bolt	1
E	Obejma M8 / M8 U-Bolt	2
A/B/C/D/E	Nakrętka M8 / M8 Nut	17
A/B/C/D/E	Podkładka M8,2 / M8,2 Washer	22
D	Podkładka sprężysta Z8,2 / Z8,2 Spring Washer	1
D/E	Zaślepka śruby M8 / Plastic nut cap M8	6

